



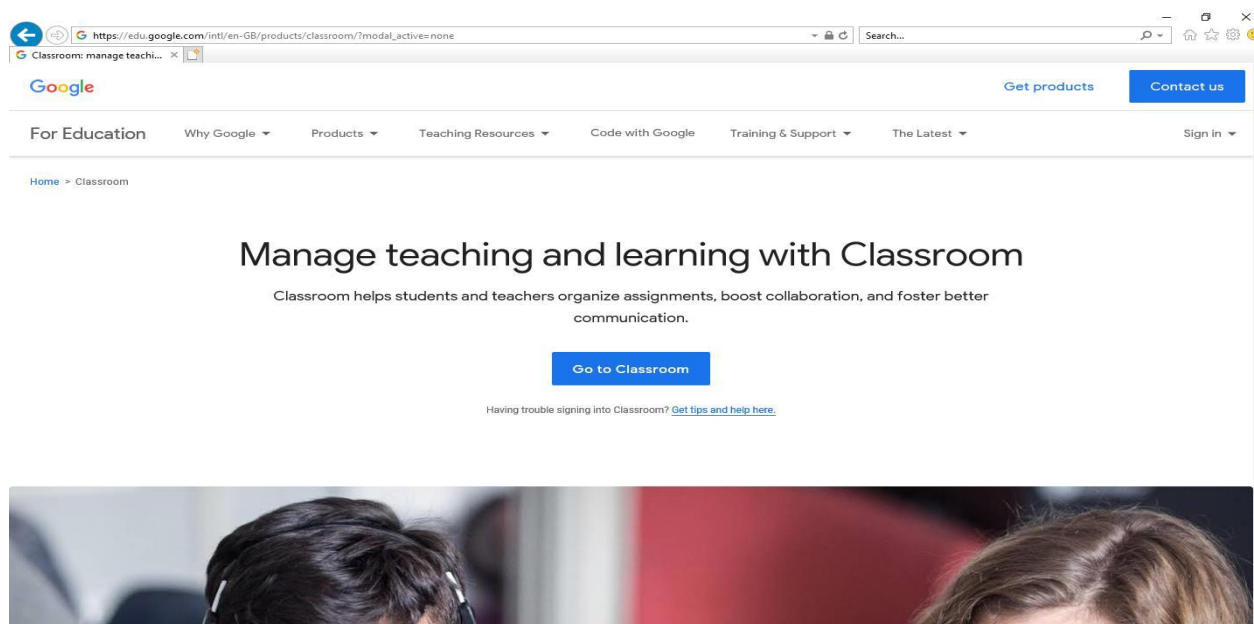
# GREAT HOLLANDS PRIMARY SCHOOL

Headteacher: Richard Ferris  
BA(Ed) Hons, NPQH

Wordsworth, Bracknell  
Berkshire, RG12 8YR  
01344 424 911  
ghpsoffice@maidenerleghtrust.org  
www.greathollandprimary.co.uk  
@MEGreatHollands

## Accessing Google Classroom – Information for GHPS Parents

1. Open your browser and in the address bar, type in the URL: [classroom.google.com](https://classroom.google.com)
2. Click on 'Go To Classroom'



3. Use the email address provided on your account information letter to log in, e.g.  
[smith@maidenerleghschools.co.uk](mailto:smith@maidenerleghschools.co.uk)
4. Type in the password included on your account information letter.



## Sign in

with your Google Account

Email or phone

[teststudent@maidenerleghschools.co.uk](mailto:teststudent@maidenerleghschools.co.uk)

[More options](#)

**NEXT**



Welcome to your new account

5. Read and then click Accept.

Welcome to your new account: teststudent@maidenerleghschools.co.uk. Your account is compatible with many [Google services](#), but your maidenerleghschools.co.uk administrator decides which services you may access using your account. For tips about using your new account, visit the [Google Help Centre](#).

When you use Google services, your domain administrator will have access to your teststudent@maidenerleghschools.co.uk account information, including any data that you store with this account in Google services. You can learn more [here](#), or by consulting your organisation's privacy policy, if one exists. You can choose to maintain a separate account for your personal use of any Google services, including email. If you have multiple Google accounts, you can [manage which account you use](#) with Google services and [switch between them](#) whenever you choose. Your username and profile picture can help you ensure that you're using the intended account.

If your organisation provides you access to the G Suite [core services](#), your use of those services is governed by your organisation's G Suite agreement. Any other Google services that your administrator enables ("Additional Services") are available to you under the [Google Terms of Service](#) and the [Google Privacy Policy](#). Certain Additional Services may also have [service-specific terms](#). Your use of any services that your administrator allows you to access constitutes acceptance of applicable service-specific terms.

Click "Accept" below to indicate that you understand this description of how your teststudent@maidenerleghschools.co.uk account works and agree to the [Google Terms of Service](#) and the [Google Privacy Policy](#).

Accept



Change password for  
teststudent@maidenerleghschools.co.uk

[Find out more about choosing a smart password](#)



Create a new, strong password that you  
don't use for other websites.

.....

.....|

Change password

6. Create a password of your own  
(must be 8 characters or more).

7. And you've signed in!

8. Press continue



Google Classroom

Classroom helps classes communicate, save time and stay organised. [Learn more](#)

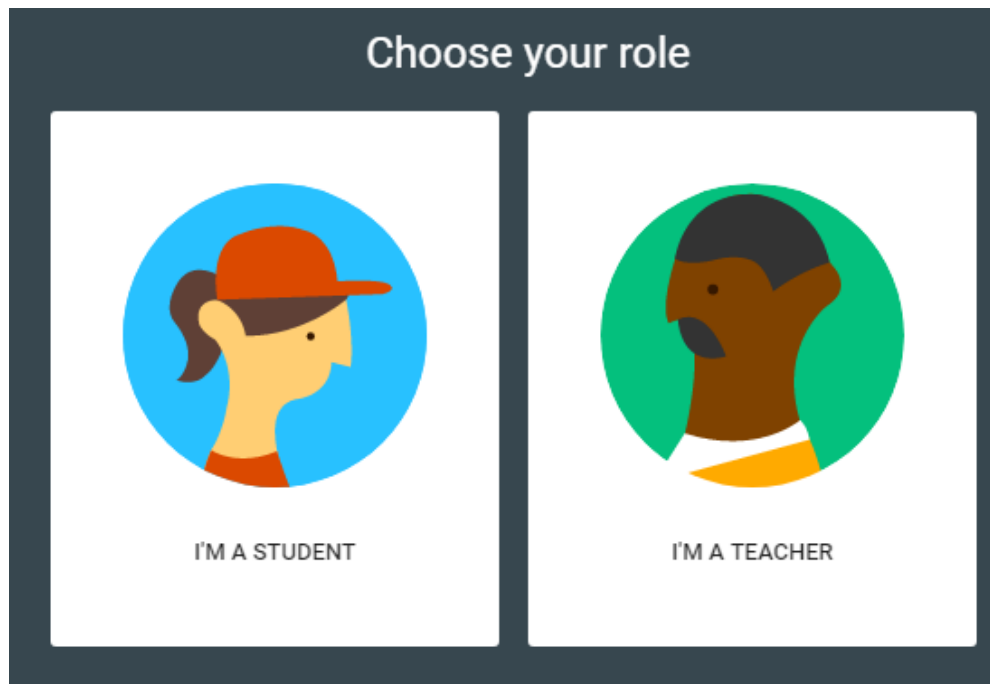


Test Student  
teststudent@maidenerleghsch..

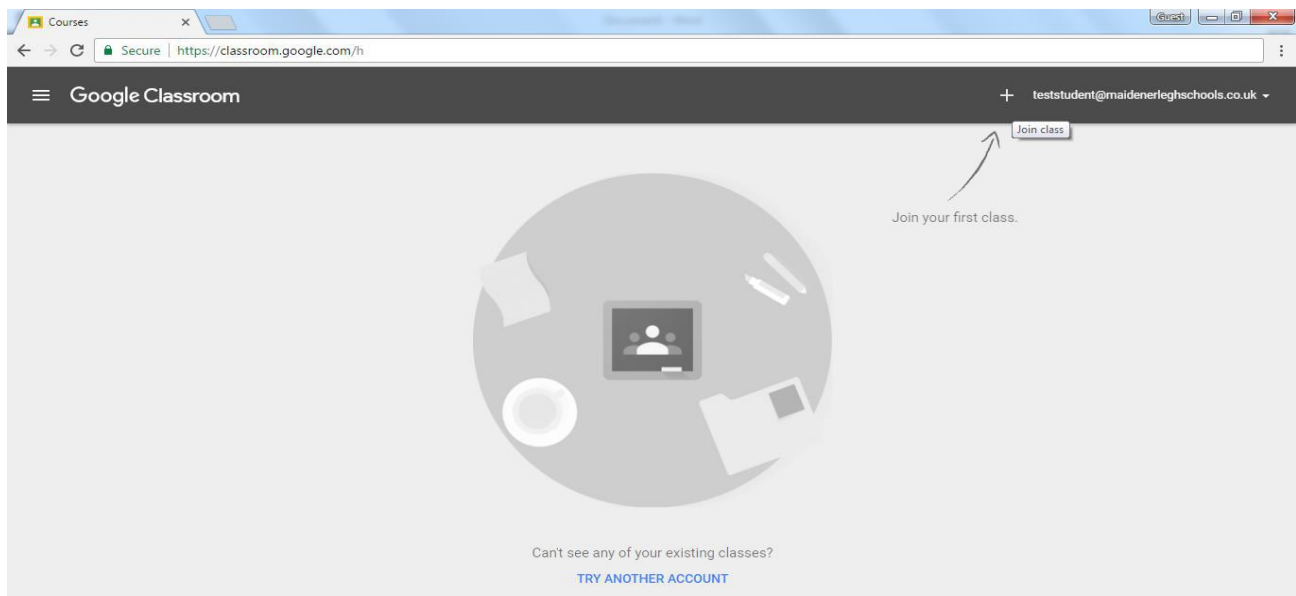
CONTINUE

By joining, you agree to share contact information with people in your class. [Learn more](#)

9. Select that you are a student



10. Now add your classes by pressing the '+'



11. Click on 'Join Class' and then enter the Class Code that was included on your information letter.