



# Great Hollands Primary School

Thinking and Learning Together



# Welcome to Great Hollands Primary School

We are delighted you have chosen to work with us and to give your child an amazing learning journey at GHPS.

We hope you will find this meeting helpful in learning about us and in supporting you, as your child starts in our Reception Class.

We are looking forward to working with you and your child as they take their first steps on their formal learning journey.

## Our School Values

<b>Generosity</b>	Be kind and caring
<b>Resilience</b>	Learn from your mistakes
<b>Empowerment</b>	Look after our school and make it better
<b>Ambition</b>	Always try your best
<b>Teamwork</b>	Treat others with respect





**Ms York (DHT)**  
**EYFS Lead**



**Mrs Kalampaliki**  
**EY Teacher**



**Mrs Griffin**  
**EYP**



**Miss Sharp**  
**EYP**



**Miss Johnson**  
**EYP**

**RECEPTION TEAM**

**NURSERY TEAM**



**Early Years  
Team**

**2023-2024**



**Mrs Spiers**  
**EY Teacher**



**Mrs Parry**  
**EYP**



**Miss Scaplehorn**  
**EYP**

# EYFS Groups



- ✦ We operate as an EYFS class – we are all **Butterflies**
- ✦ We also have smaller groups for snack and chat and exploring; **Red Butterflies** and **Blue Butterflies**
- ✦ Each smaller group has a key adult – Mrs Kalampaliki, Mrs Griffin, Miss Sharp, Miss Johnson
- ✦ We will arrange the best groupings for our children and rearrange groups throughout the year. We will let you know before their first day at school if they will start as a **Red Butterfly or a Blue Butterfly.**



# Timings for the Next Few Days

**Thursday 7<sup>th</sup> September 2023**

**First Day at School**

**Morning - Reception door between 8.40am and 8.45am**

**Collect at 12.00pm – from Silver Hall door**

# Timings for the Next Few Days

**Friday 8<sup>th</sup> September 2023**

## **Staying for Lunch**

**Morning - Reception door between 8.40am and 8.45am**

**Collect at 1.30pm (after lunch) – come to Silver Hall door**

# Timings for the Next Few Days

**From Monday 11<sup>th</sup> September 2023**

## **Full time at School**


**Morning - Reception door between 8.40am and 8.45am**

**Collect at 3.15pm at Reception door**

# Morning Routines



They self-register and say how they are feeling




If they are a little wobbly, there is plenty of room by the side for you to wait with them until they are ready

Please stay behind the red line

Pegs have their names on with an additional name on Velcro. They hang their coat up and take their Velcro name into the class. Teachers will help them find their name – they soon learn to recognise it.




# Morning Routines




Children take bottles and reading folders from their bag and put the bag in either the Blue Box or Red Box. Please avoid backpacks if possible as they can be large – bookbags are much better.

# Morning Routines



Children put their named water bottle in the Red or the Blue box.

# Morning Routines




Please check your child has entered the classroom before you leave.

Please stay behind the red line

Reading folders will be on tables in the middle. Children put their folder in Red or Blue. Later in the term, they are given a phonics group and need to put their reading folder in the box that matches their colour group (sticker).

# Morning routines



For the first few days please select a lunch option from the flip chart, until you have ordered online – end of first week.

Select packed lunch option if not having a school dinner.



# Morning Routines



Please bring in your PE Kit and leave it in school.

Hand it to your teacher who will put it in the PE box

PE Kits will come home each half term

## PE Uniform

- ✦ Plain black / dark blue shorts
- ✦ White polo or T-shirt with or without school logo
- ✦ Plimsolls
- ✦ Drawstring PE bag, sensible sunhat and named water bottle
- ✦ **All** items must be **named**
- ✦ Tape up earrings or remove for PE days. Avoid tights if you can please.

Please help by getting your child to dress themselves at home.



# Collecting



## Please help at home time by



- Being on time
- Letting us know if there is an issue
- Letting us know if someone else is collecting and who
- Keeping siblings near to you
- Keeping your child close to you as you leave
- Ensuring your child (or siblings) does not use the play equipment
- Ensuring your child (or siblings) does not ride a bike or scooter in school
- This is also the case for bringing to school in the morning.

# Items your child will need for School

In addition to their school uniform

- ✦ Wellies with a waterproof jacket and trousers – all named
- ✦ Winter clothing for cold weather, warm coat – ideally with a hood, a hat, scarf, gloves – all named
- ✦ Sun hat in the summer months - named
- ✦ PE Uniform in drawstring bag – all named (leave in school)
- ✦ Named spare clothes and pants in a small named plastic bag (leave in school bag)
- ✦ Named water bottle
- ✦ Named book bag (not a rucksack please)
- ✦ No accessories / stud earrings only for pierced ears
- ✦ Nut free school

# What Your Child Will Learn The EYFS Framework



# What Your Child Will Learn The EYFS Framework



These are the areas of learning developed over the year.

- ✦ Personal, Social and Emotional Development
- ✦ Communication and Language
- ✦ Physical Development
- ✦ English: Reading and Writing
- ✦ Maths
- ✦ Understanding the World
- ✦ Expressive Arts and Design



Prime areas and specific areas

They learn these through **active learning**, **exploring**, **playing** and, **creative** and **critical thinking**.

# Statutory Assessments



## The reception baseline assessment (RBA)

- \* A national assessment in all primary schools in England
- \* Baseline of what children can do in Numeracy and Literacy when they enter Reception.
- \* Provides the basis for measuring the progress primary schools make with their pupils.

## The Early Learning Goals (ELGs)

- ✦ These are the goals or targets for children to achieve at the end of their reception year.
- ✦ They will be working towards these goals throughout the EYFS.
- ✦ They are across all seven areas of learning
- ✦ Each child's development is compared these expected age standards.
- ✦ To get a good level of development – (GLD) they need to reach their ELG in prime areas, Literacy and Maths





# What Your Child Will Learn – Our Curriculum



We learn through topics – exploring them through play

Term	Autumn 1	Autumn 2	Spring 1	Spring 2	Summer 1	Summer 2
<b>Topic focus question</b>	What will my first Autumn at school be like?	Why are people, places, times and things special?	What changes in Winter and is it the same everywhere?	Who helps us to stay safe, healthy and well	How is life in the UK different to other places around the world?	Have things always been the same?
<b>Main theme</b>	<b>Autumn, Harvest and school environment</b>	<b>Special times, things, people and places</b>	<b>Different environments</b>	<b>Health wellbeing and people who help us</b>	<b>Places around the world</b>	<b>The past</b>
<b>Talk for Writing</b>	Little Red Hen The enormous Turnip	Three Little Pigs The Gingerbread Man	Mr Wolf's Week We're going on a bear hunt	How to catch a star The very hungry Caterpillar	Jack and the Beanstalk Billy Goats Gruff	Little Red Riding Hood Mr Gumpy's Outing
<b>Writing Focus</b>	Learning to write each letter correctly and hold a pencil	Learning to write CVC words	Learning to write phrases with finger spaces	Learning to write some red words in my phrases	Learn to write in sentences with some digraphs	Learn to write in sentences with four sound words
<b>Reading Focus</b>	Learning set 1 single letter sounds	Learning to orally blend	Learning to blend CV/VC CVC words - single sounds	Learning to blend CVC with ch, sh, th, qu, ng, nk – reading phrases - ditty sheets	Learning to read words with four single sounds reading phrases - Red bks	Learning to read CVC words with ay, ee, igh, ow, oo and oo reading sentences - Green bks
<b>Talking through stories</b>	The scarecrows wedding Farmer Duck Owl babies	Elmer Stickman Dogger	One snowy night Lost and found The Rainbow fish	Perfectly Norman Cops and Robbers Hug-less Douglas	Anna Hibiscus Handa's Hen Aliens love underpants	Room on Broom How to be a Viking George and the Dragon
<b>Non-fiction texts &amp; Poems</b>	Autumn and Harvest	Toys and Celebrations	Environments & weather	Keeping Healthy – Jobs	Countries and Atlas	Dinosaurs and Castles
<b>Maths Focus</b>	Understanding numbers 1 to 6 Counting, ordering and starting to write numbers Learning days of the week	Understanding numbers to 10 Finding one more/less ordering numbers subitising to 5 – shapes names and patterns Learning Months	Numbers to 15 Combining numbers to 10 and making in different ways Comparing quantities in different contexts	Numbers to 20 Adding and subtracting, doubling and halving different measures number patterns	Count to 30 and pattern Solving problems recalling facts to 5 and 10 patterns within numbers odd/even	Count to 30 and pattern Solving problems recalling facts to 5 and 10 patterns within numbers odd/even

# What Your Child Will Learn – Our Curriculum



Term	Autumn 1	Autumn 2	Spring 1	Spring 2	Summer 1	Summer 2
Main theme	Autumn, Harvest and school environment	Special times, things, people and places	Different environments	Health wellbeing and people who help us	Places around the world	The past
UW - Science	The Natural world in Autumn	Light, colour and sounds	The Natural world in Winter – ice and water	Keeping fit and Healthy	The Natural world in Spring – birth growth weather	The Natural world Summer – shadows floating and sinking
UW - History	How have schools and farming changed?	How were Christmas and toys different in the past?	How did people explore the world in the past?	Who helps us stay safe & healthy today & in the past?	Who is historically famous around the world?	What was it like in the past how have things changed?
UW - Geography	What can I see in my local environment in Autumn?	Is everyone's special place the same?	How are other natural environments the same or different to mine?	What information can I find in a map of our school?	Is life the same everywhere?	What differences can I see in my local environment in Summer?
UW - RE	What is Diwali?	Is everyone's special time and place the same?	What stories do people tell?	Are all festivals the same?	Are people the same everywhere?	What is Eid al-Adha?
EAD – Art	Representing our environment in art	Exploring colour and texture	Different landscape paintings	Exploring art techniques	Colour & texture in countries	Exploring Art together
EAD - DT	Joining & combining to make things	Joining & combining making them moving	Building & making environments	Building and making with paper & card	Exploring making things stronger	Exploring making things float
EAD - Music	Me!	My Stories!	Our World!	Everyone!	Big Bear Funk! Funk Music	Reflect, Rewind & Replay
PHSE	Being Me In My World	Celebrating Differences	Dreams and Goals	Healthy Me	Relationships	Changing Me
PSED Focus	Expectations, rules & feelings	Belonging, differences, friendship & safe pedestrian	Feelings of others Resilience & Perseverance	Health and wellbeing and basic needs	Confidence, friendship, assertive and sensitivity	Solving conflicts and regulating self



# How You Can Help Them Learn



- ✦ Give your child wide and varied experiences
- ✦ Visit different places – woods, farm, Victorian home, etc.
- ✦ Share and talk about stories and books – vocabulary
- ✦ Explore topics they are interested in
- ✦ Talk to them about things
- ✦ Listen to their thoughts
- ✦ Plenty of sleep to support learning
- ✦ Being active and social opportunities
- ✦ Read to them every day, at least once, and keep reading to them!



# Phonics and How You Can Help Them Learn to Read



- ⚡ We use the Read Write Inc Programme
- ⚡ Children learn a picture for each sound – first week
- ⚡ Week 2 – learn a news sound everyday masdt (sticker and book)

Please practise these sounds with them every day and play Fred Talk games. Please watch the links sent!



# Phonics and How You Can Help Them Learn to Read



- ✦ Once they know 5 sounds, they learn to blend
- ✦ They learn to read CVC words then CCVC and CVCC words
- ✦ They learn to read red words
  
- ✦ They read sentences and books
- ✦ They learn to sight read some words to read with fluency
- ✦ They understand what they have read
  
- ✦ Throughout we want children to enjoy their reading - story books
- ✦ They bring home their reading in a plastic wallet
- ✦ We have some phonics workshops this term to support you





# Phonics and How You Can Help Them Learn to Read



## How you can help

- ⚡ Practise their RWI sounds daily (book and cards – pictures to start)
- ⚡ Use RWI website to revise the sounds
- ⚡ Practice orally blending words
- ⚡ Practise reading words (green and red)
- ⚡ Practise reading their Ditty sheets or Red Ditty books
- ⚡ When they're reading books - read every day (fluency) and return them to school daily (keep in plastic wallet)
- ⚡ Share books with them - read and talk about them (School books on Friday)



# Writing and How You Can Help Them Learn to Write



- ✦ Children learn to write sounds as they learn to read them
- ✦ They do regular finger gym to develop fine motor control
- ✦ They explore with a wide variety of mark making tools
- ✦ They explore writing in their role play
- ✦ They are taught to hold a pencil correctly and sit in a good writing position
- ✦ They learn to form each letter correctly
- ✦ They learn to write their names correctly
- ✦ Children learn to write and spell CVC words and progress to phrases and sentences.



# Writing and How You Can Help Them Learn to Write



## How you can help

- ✦ Provide toys that require fine motor control – Lego
- ✦ Provide a variety of mark making tools and papers
- ✦ Encourage them to make marks and explore writing in their role play
- ✦ Learn the correct formation rhymes and help them to use them when writing their sounds
- ✦ Have a sound mat to help them remember how to form them
- ✦ When they are able to, encourage them to write their name



# Maths and How You Can Develop Confidence with Mathematical Concepts



- Children learn to understand and use numbers to 10
- They learn to read, write, count, order, find one more/less, add, subtract, compare and subitise.
- They explore pattern and learn to identify and extend patterns in numbers. (See framework)
- We use a programme called Ten Town to support learning
- Children explore for part of the morning using mathematical equipment

## **How you can help**

- Count anything and everything
- Explore maths when shopping, cooking etc.
- Complete some activities on the home-learning sheets
- Explore the activities on Ten Town at home

# A Typical Day

- ✦ **8.45 Finger Gym** – developing fine motor control
- ✦ **9.00 Phonics** – learning to read and write with sounds
- ✦ **9.40 Snack and Chat** – developing communication and language skills
- ✦ **10.00 Child Initiated Explore Time** – developing personal and social skills
- ✦ **10.50 Maths** – developing mathematical skills through maths play
- ✦ **11.40 Story Time** – listening to and exploring stories including retelling
- ✦ **12.00 Lunch** – developing self-care and social skills
- ✦ **1.00 Singing/Wiggle Time** – developing the expressive arts
- ✦ **1.15 Handwriting** – developing pencil control and writing skills
- ✦ **1.30 Topic** – developing knowledge and understanding of the world
- ✦ **1.40 Adult Initiated Explore Time** – developing self-expression, arts and imagination
- ✦ **2.40 Story Time** – developing comprehension and vocabulary





## Home-School Communication



- ✦ Member of EYFS Staff at the door
- ✦ Notes handed to staff
- ✦ Face to face catch up meetings after school
- ✦ FS2 and School Newsletters
- ✦ Parent Meetings
- ✦ Phone school office – 01344 424911
- ✦ Text message service
- ✦ Online school – check emails and website

**Please ensure the school has  
your up-to-date contact details**



## Ordering Lunches - First Few Days and from Next Week



- ✦ There will be a tick grid with your child's name on
- ✦ Please select choices daily
- ✦ Lunches are free
- ✦ Packed lunches can be brought in – no nuts, sweets, chocolate or fizzy drinks. (Trolley)
- ✦ Please have named lunchbox
- ✦ After first week – dinners must be ordered online in advance (demonstration)

# Further Information

HOME

INFORMATION

NEWS & EVENTS

PUPILS

EARLY YEARS

STAFF & TRUST MEMBERS

CONTACT US



## Great Hollands Primary School

Thinking and Learning Together

**Breakfast Club from 8.00am**  
**£3.00 per session (£2.00 sibling)**  
**After school Club until 5.45pm**  
**£4.00 until 4.00pm**  
**£8.00 after 4.00pm (£7.00 sibling)**  
**Please Book with the school office**





# Using ParentPay



- ✦ ParentPay is an online paying system (demonstration)



## Dates for your Diary



### Dates for your diary Autumn:

⚡ First Day of School – **Thursday 7<sup>th</sup> September 8.40-12.00 noon**

#### Other Dates

⚡ Parent meetings - **Beginning of October date TBC**

⚡ FLT – Magic Pebbles - **Tuesday 6<sup>th</sup> February (afternoon)**

⚡ Harvest Celebration - **Thursday 19<sup>th</sup> October (pm)**

⚡ Nativity - **Tuesday 14<sup>th</sup> December (pm)**

⚡ Phonics workshops – **Friday 22<sup>nd</sup> September, 13<sup>th</sup> October and  
17<sup>th</sup> November (2.45pm)**


⚡ FLT – Busy Bag Writing - **5<sup>th</sup> October (morning)**



# How You Can Help

- ✦ Encourage your child to be as independent as possible (support them so they can do it for themselves)
- ✦ Develop bedtime routines so your child has good sleep habits ready for school
- ✦ Get yourself used to a routine, giving enough time for you and your child to have a stress-free time before school
- ✦ Be positive! Show your child school as an enjoyable experience

# BETTER TOGETHER



HOME-SCHOOL PARTNERSHIP

# Family Learning at GHPS

You are invited to a series of Family Learning activities. The sessions are short and informal, giving you the chance to join your child in school and find out what they get up to during the day. They are run by members of BFC's Family Learning Team in partnership with staff.

Magic Pebbles Maths

**Tuesday 6th February (afternoon)**

Busy Bag Writing

**Thursday 5<sup>th</sup> October (morning)**

Please do try to come along - the children really benefit from these events.



Family Learning at Great  
Hollands Primary School



Dear Parents,

As part of our welcome to you and your child, we are delighted to offer you a series of practical, fun sessions to help you and your child settle in to school life.

You are warmly invited to join us in school to work with your child and find out more about their learning.

# Our PTA – FROGS Friends of Great Hollands School

Our PTA, the FROGS, are always keen to meet new parents. Joining the PTA is a fantastic way to get to know other parents and get involved with the school. Please visit their Facebook page for more information.

The screenshot shows the Facebook page for 'Frogs - Friends of Great Hollands School'. The profile picture is a green frog wearing a graduation cap. The cover photo features the text 'Help Us Help Your School' in a blue, bubbly font. The page has a navigation menu on the left with options like 'Home', 'About', 'Photos', 'Events', 'Posts', 'Community', and 'Create a Page'. The main content area shows a post for a 'Spectacular Summer Fair' on Saturday 13th July, 1pm-4pm, with raffles and a cake sale. The 'Community' section shows 237 likes and 241 followers. The 'Page Transparency' section indicates the page was created on 17 March 2014.

# Questions







# Great Hollands Primary School

Thinking and Learning Together

We look forward to working  
with you!  
*Nicky York*

