



Great Hollands Primary School

Thinking and Learning Together



Welcome to Great Hollands Primary School

We are delighted you have chosen to work with us and to give your child an amazing learning journey at GHPS.

Due to the restrictions caused by the Covid-19 pandemic, we have modified the slide show we would have shown you at a parents meeting. We hope you will find it helpful in learning about us and in supporting you, as your child starts in our Reception Class.

We are very proud of our unit and have been delighted at how our children have grown and developed this year. They are happy, confident, creative and fully engaged little people who have effective, positive relationships with other children and adults in EYFS.

We are looking forward to meeting you and your child in September so we can take our first steps on our learning journey together.

Our School Vision

The next slide shows you our school vision.

This is the driving force behind everything we do.



Our School Vision

Great Hollands Primary School will...

- ✦ Provide care, stability and a purpose in a structural environment.
- ✦ Build – and often rebuild – children's self belief.
- ✦ Teach children the things they really need to know and show them how to learn for themselves and with others.
- ✦ Ensure our pupils progress as fast as possible and achieve as much as possible (outperforming both similar schools and many with fewer challenges).
- ✦ Give children opportunities, responsibility and trust in an environment which is both stimulating and humanising.
- ✦ Listen to our pupils, value their views and reflect and act on what they say.
- ✦ Build trust with parents, families and communities, working in partnership with other professionals.
- ✦ In short, we will put the child at the centre of everything we do, with high aspirations, expectations and achievement underpinning our work.

Our School Values

The next slide shows you our school values.

These are the GREAT values we seek to develop in our children and our whole school community.

The children learn about our GREAT values and know what they mean to them.



Our School Values

G enerosity	Be kind and caring
R esilience	Learn from your mistakes
E mpowerment	Look after our school and make it better
A mbition	Always try your best
T eamwork	Treat others with respect

Children at Great Hollands ...

- ✦ Great behaviour for learning
- ✦ Great growth mind-sets
- ✦ Value themselves and others
- ✦ Develop a 'can do' attitude
- ✦ Value collaboration
- ✦ Are a team



**Ms York (DHT)
EYFS Lead**




**Miss Kriketou
EYFS Teacher**



**Mrs Kalampaliki
EYP**



**Mrs Griffin
EYP**



**Ms Sharp
EYP**

RECEPTION TEAM

**Early Years
Team**

2020-2021




**Mrs Parry
EYP**



**Mrs Bird
EYP**

NURSERY TEAM

EYFS Groups




- ✦ We operate as an EYFS class – we are all Butterflies
- ✦ We also have smaller groups for morning work and for snack and chat; Red Butterflies, Blue Butterflies and Purple Butterflies
- ✦ Each smaller group has a key adult – Mrs Griffin, Mrs Kalampaliki and Ms Sharp



- ✦ We will arrange the best groupings for our children once we have met all of them. We will let you know before their first day at school.



The EYFS Curriculum



These are the areas of learning developed over the year.
The next slide shows effective learning.

- ✦ Personal, Social and Emotional Development
- ✦ Communication and Language
- ✦ Physical Development
- ✦ English: Reading and Writing
- ✦ Maths
- ✦ Understanding the World
- ✦ Expressive Arts and Design



Characteristics of Effective Learning

Engagement

Playing and Exploring

Finding out and exploring

- Showing curiosity about objects, events and people
- Using senses to explore the world around them
- Engaging in open-ended activity
- Showing particular interests

Playing with what they know

- Pretending objects are things from their experience
- Representing their experiences in play
- Taking on a role in their play
- Acting out experiences with other people

Being willing to 'have a go'

- Initiating activities
- Seeking challenge
- Showing a 'can do' attitude
- Taking a risk, engaging in new experiences, and learning by trial and error

Motivation

Active Learning

Being involved and concentrating

- Maintaining focus on their activity for a period of time
- Showing high levels of energy, fascination
- Not easily distracted
- Paying attention to details

Keeping on trying

- Persisting with activity when challenges occur
- Showing a belief that more effort or a different approach will pay off
- Bouncing back after difficulties

Enjoying achieving what they set out to do

- Showing satisfaction in meeting their own goals
- Being proud of how they accomplished something – not just the end result
- Enjoying meeting challenges for their own sake rather than external rewards or praise

Thinking

Creative and Critical Thinking

Having their own ideas

- Thinking of ideas
- Finding ways to solve problems
- Finding new ways to do things

Making links

- Making links and noticing patterns in their experience
- Making predictions
- Testing their ideas
- Developing ideas of grouping, sequences, cause and effect

Choosing ways to do things

- Planning, making decisions about how to approach a task, solve a problem and reach a goal
- Checking how well their activities are going
- Changing strategy as needed
- Reviewing how well the approach worked

GHPS Curriculum

We learn through topics – exploring them through play



- ✦ **Autumn Term:** Autumn - What is Autumn like?
- ✦ **Spring Term:** Animals - What is the best animal?
- ✦ **Summer Term:** Ground, Air, Water - How is the world different?

Learning in Autumn



What is Autumn like?

- ✦ Phase 1: Introducing me and keeping healthy
- ✦ Phase 2: Harvest - fruit and bread (senses)
- ✦ Phase 3: Autumn (Autumn walk)
- ✦ Phase 4: Colour – Elmer/Rainbows/Fireworks
- ✦ Phase 5: Special things and special times
- ✦ Phase 6: Christmas

Timetable of a Typical Day

- ✦ **8.50 Finger Gym** – developing fine motor control
- ✦ **9.10 Phonics** – learning to read and write with sounds
- ✦ **9.40 Snack and Chat** – developing communication and language skills
- ✦ **10.00 Child Initiated Explore Time** – developing personal and social skills
- ✦ **10.50 Maths** – developing mathematical skills
- ✦ **11.40 Story Time** – listening to and exploring stories including retelling
- ✦ **12.00 Lunch** – developing self-care and social skills
- ✦ **1.00 Singing Time** – developing the expressive arts
- ✦ **1.15 Handwriting** – developing pencil control and writing skills
- ✦ **1.30 Topic** – developing knowledge and understanding of the world
- ✦ **1.40 Adult Initiated Explore Time** – developing self-expression, arts and imagination
- ✦ **2.40 Story Time** – developing comprehension and vocabulary

Preparing Your Child For School

Please Help Them To:

- ✦ Dress and undress themselves
- ✦ Use the toilet independently
- ✦ Tidy up after themselves
- ✦ Look after things, e.g. toys, books, animals, people
- ✦ Recognise their own name
- ✦ Feed themselves
- ✦ Share toys and equipment
- ✦ Listen and follow simple instructions

What You Can Do Before Your Child Starts School

- ✦ Give your child varied experiences
- ✦ Get them used to pencils, crayon, paints, scissors
- ✦ Share stories, books and rhymes
- ✦ Count everything
- ✦ Talk to them about everything and anything
- ✦ Listen to them

How You Can Help

- ✦ Encourage your child to be as independent as possible (support them so they can do it for themselves)
- ✦ Get yourself used to a routine, giving enough time for you and your child to have a stress free time before school
- ✦ Be positive! Show your child school as an enjoyable experience

Clothes and Items for School

- ✦ School uniform (see [website](#)) - named
- ✦ Waterproof jackets and winter clothing for cold weather, e.g. hat, scarf, gloves – all named
- ✦ Sun hat in the summer months - named
- ✦ PE Uniform drawstring bag – all named (leave in school)
- ✦ Spare clothes and pants named in a small named plastic bag (leave in school)
- ✦ Named water bottle
- ✦ Named book bag (not a rucksack)
- ✦ No accessories / stud earrings only for pierced ears
- ✦ Nut free school

School Uniform

We are proud of how well presented the children of our school look.

Here is a reminder our uniform for **School** and **PE**. Please remember that we expect children to wear **standard black school shoes**.

School Uniform

- ✦ Grey/black trousers / skirt / smart, tailored shorts
- ✦ White polo shirt, preferably with school logo
- ✦ School jumper / cardigan with embroidered school logo
- ✦ Plain black/grey socks / tights
- ✦ Black school shoes with sensible heel: not trainers / boots
- ✦ Summer dress – blue and white check
- ✦ Plain white socks may be worn with summer dresses
- ✦ Hair accessories should be **simple** and **blue or white**: Long hair tied back
- ✦ Sensible sunhat and named water bottle
- ✦ **All** items must be **named**

PE Kit

Once the children are settled in, we do PE weekly. This year it has been on Friday afternoon.

PE Uniform

- ✦ Plain black / dark blue shorts
- ✦ White polo shirt with or without school logo
- ✦ Plimsolls
- ✦ Drawstring PE bag, sensible sunhat and named water bottle
- ✦ **All** items must be **named**

Jewellery is not permitted in school, except for one pair of **simple stud earrings**. Please do not get new ear piercings during school term-time, as studs need to be removed for PE days.

Watches may be worn and are brought to school at the children's own risk.

'Stay and Play' for Children New to Great Hollands Primary School

You will have been invited to a morning or afternoon session to 'Stay and Play' with your child for an hour.

Wednesday 2nd September at 9.30am or 1.30pm

This is a chance for you and your child to see the school, meet their teachers and become familiar with GHPS. This will be outside, weather permitting, keeping social distancing.

Please come to Silver Hall door where you will be escorted through to EYFS. If it is raining, we will spread out inside.

'Come and Play' for All Children Starting at GHPs this September

Your child will have been invited to a morning and an afternoon session to 'Come and Play' for an hour and a half.

Thursday 3rd September 9.15am – 10.45am and 1.30pm – 3.00pm

Friday 4th September 9.15am – 10.45am and 1.30pm – 3.00pm

- ✦ This is a chance for your child to see their teacher and to play inside and outside in a relaxed way as part of transition.
- ✦ They will be in small groups of six.
- ✦ It will give us a chance to meet the children so we can arrange the best butterfly groups for them.

Dropping off and Collecting for 'Come and Play'

- ✦ For bringing to the morning sessions and for collecting from afternoon sessions, please use the playground entrance to bring your child to EYFS and collect from EYFS. Please line up, keeping social distancing.
- ✦ For collecting from morning sessions and bringing to afternoon sessions, please come to the Silver Hall doors
- ✦ This will give you and the children a chance to practise using the playground for dropping off and for collecting before they start school as part of transition.

First Day at School

Monday 7th September 2020

We are unsure what the guidance will be however, we will update you beforehand.

This is the first day your child will wear their new school uniform.

- ✦ Please arrive on time - from 8.40am (by 8.50am)
- ✦ Please line up, keeping social distancing
- ✦ Your child will be called forward to hang their coat/bag up
- ✦ If they are a little wobbly, there is plenty of room by the side for you to wait with them until they are ready
- ✦ Once your child is inside, please leave cheerfully
- ✦ Please don't linger about looking through windows (first day tears are nothing to worry about!)

**First and Second Day at School
Monday 7th and Tuesday 8th September 2020**

Monday 7th September 2020

Collect at 12.00pm – come to Silver Hall door

Tuesday 8th September 2020

Collect at 1.00pm (after lunch) – come to Silver Hall door

After the First Day at School

- ✦ Arrive on time – from 8.40am (by 8.50am)
- ✦ Always escort them to the teacher at the door
- ✦ Help them to become independent in hanging coats, finding names and then putting diary, reading folder and book bag in correct baskets
- ✦ Order lunches at home (if system allows)
- ✦ Please collect on time and inform us if someone different is collecting (3.15pm from EYFS doors)

Forms to Complete

**Please complete the following forms before our
'Come and Play' session**

- ✦ School Registration Form
- ✦ Ethnicity and Languages Form
- ✦ Pupil Premium Form
- ✦ Data Form

Further Information

If safety regulations permit it, we are planning to hold small, socially distanced parents meetings on Friday when you collect or drop off your child. We will explain about ParentPay, ordering lunches and RWI. This will also be a chance for you to ask questions you may have.


Friday 4th September

**Morning Sessions
9.15am and 10.15 am**

**Afternoon Sessions
1.30pm and 2.30pm**



BETTER TOGETHER



HOME-SCHOOL PARTNERSHIP

Home-School Communication

- ✦ Member of EYFS Staff at the door
- ✦ Child's Home-School Diary
- ✦ Notes handed to staff
- ✦ Face to face catch up meetings after school
- ✦ Phone school office – 01344 424911
- ✦ Text message service
- ✦ Online school – check emails and website

Please ensure the school has your up to date contact details

Supporting your Child's Learning

- ✦ Talk to them about anything and everything
- ✦ Practise their RWI sounds daily (book and cards)
- ✦ Practise letter formation (use RWI verse)
- ✦ Use RWI website to support you
- ✦ Practise blending and reading words (green and red)
- ✦ When reading books - read every day and return to school (keep in plastic wallet)
- ✦ Share library books with them - read and talk about it

Working with Parents

- ✦ Weekly FS2 Newsletter
- ✦ Monthly School Newsletter
- ✦ 'Come and Join Us' sessions
- ✦ Parent Meetings
- ✦ Workshops (if guidance permits)
 - ✦ Phonics (RWI) - Autumn Term

Family Learning at Great Hollands Primary School

We are hoping to invite you to a series of Family Learning activities. The sessions are short and informal, giving you the chance to join your child in school and find out what they get up to during the day. They are run by members of BFC's Family Learning Team in partnership with staff.

More information on these events will be sent home nearer the time as it becomes available.

Please do try to come along - the children really benefit from these events.



Family Learning at Great Hollands Primary School



Dear Parents,

As part of our welcome to you and your child, we are delighted to offer you a series of practical, fun sessions to help you and your child settle in to school life.

You are warmly invited to join us in school to work with your child and find out more about their learning.

Our PTA – FRoGS Friends of Great Hollands School

Our PTA, the FRoGS, are always keen to meet new parents. Joining the PTA is a fantastic way to get to know other parents and get involved with the school. Please visit their Facebook page for more information.

The screenshot shows the Facebook page for 'Frogs - Friends of Great Hollands School'. The profile picture is a green frog wearing a graduation cap. The cover photo features the text 'Help Us Help Your School' in a blue, bubbly font. The page has a navigation menu on the left with options: Home, About, Photos, Events, Posts, Community, and a 'Create a Page' button. The main content area shows two photos: one for a 'Spectacular Summer Fair' on Saturday 13th July (1pm-4pm) and another for a 'Summer Disco' on Thursday 20th June. The right sidebar displays community statistics: 237 people like this, 241 people follow this, and an 'About' section with a 'Page Transparency' link. The page was created on 17 March 2014.

**We hope you have found these slides helpful,
please contact us if you need further information**

Tel: 01344 424911

Email: GHPSEYFS2@maidenerlegtrust.org

Dates to Remember:

- ✦ Stay and Play – new to GHPS **Wednesday 2nd September**
- ✦ Come and Play – all **Thursday 3rd and Friday 4th September**
- ✦ Parents Information Meeting - **Friday 4th September**
- ✦ First Day of School – **Monday 7th September**

We look forward to working with you!

Nicky York



Great Hollands Primary School

Thinking and Learning Together

