



# Great Hollands Primary School

Thinking and Learning Together



# Welcome to Great Hollands Primary School



I am delighted you have chosen to join us to embark on the most wonderful learning journey for your child as they start school at GHPS.

I am extremely proud of our school and our Early Years department in particular. It has been delightful to see the children grow and develop this year. They have shown amazing resilience and determination to succeed, even in these difficult times.

Through our relentless focus on quality teaching we expect every child to make exceptional progress at school and as well as becoming proficient in reading, writing and mathematics, we provide a broad curriculum to fully support the holistic development of our pupils to ensure children develop the essential knowledge and skills to play a positive role in the world.

Due to the restrictions caused by the Covid-19 pandemic, we have modified the slide show that would usually have been shared with you at a parent meeting. I hope you will find it helpful in learning about our school and in supporting you, as your child starts in our Reception Class.

I look forward to meeting you and your child in September so we can take the first steps on our learning partnership together.

*Richard Ferris*  
*Headteacher*

# Our School Vision

The next slide shows you our school vision.

This is the driving force behind everything we do.



# Our School Vision

## Great Hollands Primary School will...

- ✦ Provide care, stability and a purpose in a structured environment.
- ✦ Build – and often rebuild – children's self belief.
- ✦ Teach children the things they really need to know and show them how to learn for themselves and with others.
- ✦ Ensure our pupils progress as fast as possible and achieve as much as possible (outperforming both similar schools and many with fewer challenges).
- ✦ Give children opportunities, responsibility and trust in an environment which is both stimulating and humanising.
- ✦ Listen to our pupils, value their views and reflect and act on what they say.
- ✦ Build trust with parents, families and communities, working in partnership with other professionals.
- ✦ In short, we will put the child at the centre of everything we do, with high aspirations, expectations and achievement underpinning our work.

# Our School Values

The next slide shows you our school values.

These are the GREAT values we seek to develop in our children and our whole school community.

The children learn about our GREAT values and know what they mean to them.



# Our School Values

<b>G</b> enerosity	Be kind and caring
<b>R</b> esilience	Learn from your mistakes
<b>E</b> mpowerment	Look after our school and make it better
<b>A</b> mbition	Always try your best
<b>T</b> eamwork	Treat others with respect

# Children at Great Hollands ...

- ✦ Great behaviour for learning
- ✦ Great growth mind-sets
- ✦ Value themselves and others
- ✦ Develop a 'can do' attitude
- ✦ Value collaboration
- ✦ Are a team



**Ms York (DHT)**  
**EYFS Lead**



**Mrs Griffin**  
**EYP**



**Mrs Kalampaliki**  
**EYP**



**Mrs Parry**  
**EYP**



**Mrs Bird**  
**EYP**

**RECEPTION TEAM**

**NURSERY TEAM**




**Early Years  
Team  
2021-2022**

We are currently recruiting a teacher in EYFS and will keep you updated. We have a highly qualified and dedicated team with significant experience. All the staff are extremely skilled and work under my leadership. We are so blessed to have such an amazing team. I oversee the curriculum intent and implementation and monitor the impact on the children's learning. I ensure assessments support learning and that pupils make strong progress.

*Nicky York – EYFS Lead*



# EYFS Groups




- ✦ We operate as an EYFS class – we are all Butterflies
- ✦ We also have smaller groups for morning work and for snack and chat; Red Butterflies and Blue Butterflies
- ✦ Each smaller group has a key adult – Mrs Griffin and Mrs Kalampaliki

We will arrange the best groupings for our children once we have met all of them. We will let you know before their first day at school.



# The EYFS Curriculum



These are the areas of learning developed over the year.  
The next slide shows effective learning.

- ✦ Personal, Social and Emotional Development
- ✦ Communication and Language
- ✦ Physical Development
- ✦ English: Reading and Writing
- ✦ Maths
- ✦ Understanding the World
- ✦ Expressive Arts and Design



# Characteristics of Effective Learning

## Engagement

### Playing and Exploring

#### Finding out and exploring

- Showing curiosity about objects, events and people
- Using senses to explore the world around them
- Engaging in open-ended activity
- Showing particular interests

#### Playing with what they know

- Pretending objects are things from their experience
- Representing their experiences in play
- Taking on a role in their play
- Acting out experiences with other people

#### Being willing to 'have a go'

- Initiating activities
- Seeking challenge
- Showing a 'can do' attitude
- Taking a risk, engaging in new experiences, and learning by trial and error

## Motivation

### Active Learning

#### Being involved and concentrating

- Maintaining focus on their activity for a period of time
- Showing high levels of energy, fascination
- Not easily distracted
- Paying attention to details

#### Keeping on trying

- Persisting with activity when challenges occur
- Showing a belief that more effort or a different approach will pay off
- Bouncing back after difficulties

#### Enjoying achieving what they set out to do

- Showing satisfaction in meeting their own goals
- Being proud of how they accomplished something – not just the end result
- Enjoying meeting challenges for their own sake rather than external rewards or praise

## Thinking

### Creative and Critical Thinking

#### Having their own ideas

- Thinking of ideas
- Finding ways to solve problems
- Finding new ways to do things

#### Making links

- Making links and noticing patterns in their experience
- Making predictions
- Testing their ideas
- Developing ideas of grouping, sequences, cause and effect

#### Choosing ways to do things

- Planning, making decisions about how to approach a task, solve a problem and reach a goal
- Checking how well their activities are going
- Changing strategy as needed
- Reviewing how well the approach worked

# GHPS Curriculum

We learn through topics – exploring them through play



- ✦ **Autumn Term:** My First Autumn at school - What is Autumn like at school?
- ✦ **Spring Term:** Living in my world - What will I find out there?
- ✦ **Summer Term:** Exploring my world - What's it like out there?

# Learning in Autumn



## What is Autumn like at school?

- ✦ Phase 1: Me, my family, my school and my community
- ✦ Phase 2: The colours of Autumn including Harvest (Autumn walk)
- ✦ Phase 3: Fireworks and Rainbows
- ✦ Phase 4: Special things, special places and special times

# Timetable of a Typical Day

- ✦ **8.50 Finger Gym** – developing fine motor control
- ✦ **9.10 Phonics** – learning to read and write with sounds
- ✦ **9.40 Snack and Chat** – developing communication and language skills
- ✦ **10.00 Child Initiated Explore Time** – developing personal and social skills
- ✦ **10.50 Maths** – developing mathematical skills
- ✦ **11.40 Story Time** – listening to and exploring stories including retelling
- ✦ **12.00 Lunch** – developing self-care and social skills
- ✦ **1.00 Singing/Wiggle Time** – developing the expressive arts
- ✦ **1.15 Handwriting** – developing pencil control and writing skills
- ✦ **1.30 Topic** – developing knowledge and understanding of the world
- ✦ **1.40 Adult Initiated Explore Time** – developing self-expression, arts and imagination
- ✦ **2.40 Story Time** – developing comprehension and vocabulary

# Preparing Your Child For School

## Please Help Them To:

- ✦ Dress and undress themselves
- ✦ Use the toilet independently
- ✦ Tidy up after themselves
- ✦ Look after things, e.g. toys, books, animals, people
- ✦ Recognise their own name
- ✦ Feed themselves
- ✦ Share toys and equipment
- ✦ Listen and follow simple instructions

# What You Can Do Before Your Child Starts School

- ✦ Give your child varied experiences
- ✦ Get them used to pencils, crayon, paints, scissors
- ✦ Share stories, books and rhymes
- ✦ Count everything
- ✦ Talk to them about everything and anything
- ✦ Listen to them



# How You Can Help

- ✦ Encourage your child to be as independent as possible (support them so they can do it for themselves)
- ✦ Get yourself used to a routine, giving enough time for you and your child to have a stress free time before school
- ✦ Be positive! Show your child school as an enjoyable experience

# Clothes and Items for School

- ✦ School uniform (see [website](#)) - named
- ✦ Wellies with a waterproof jacket and trousers – all named
- ✦ Winter clothing for cold weather, e.g. hat, scarf, gloves – all named
- ✦ Sun hat in the summer months - named
- ✦ PE Uniform drawstring bag – all named (leave in school)
- ✦ Spare clothes and pants named in a small named plastic bag (leave in school)
- ✦ Named water bottle
- ✦ Named book bag (not a rucksack please)
- ✦ No accessories / stud earrings only for pierced ears
- ✦ Nut free school

# School Uniform

We are proud of how well presented the children of our school look.

Here is a reminder our uniform for **School** and **PE**. Please remember that we expect children to wear **standard black school shoes**.

## School Uniform

- ✦ Grey/black trousers / skirt / smart, tailored shorts
- ✦ White polo shirt, preferably with school logo
- ✦ School jumper / cardigan with embroidered school logo
- ✦ Plain black/grey socks / tights
- ✦ Black school shoes with sensible heel: not trainers / boots
- ✦ Summer dress – blue and white check
- ✦ Plain white socks may be worn with summer dresses
- ✦ Hair accessories should be **simple** and **blue or white**: Long hair tied back
- ✦ Sensible sunhat and named water bottle
- ✦ **All** items must be **named**

# PE Kit

Once the children are settled in, we do PE weekly. This year it has been on Friday afternoon.

## PE Uniform

- ✦ Plain black / dark blue shorts
- ✦ White polo shirt with or without school logo
- ✦ Plimsolls
- ✦ Drawstring PE bag, sensible sunhat and named water bottle
- ✦ **All** items must be **named**

**Jewellery** is not permitted in school, except for one pair of **simple stud earrings**. Please do not get new ear piercings during school term-time, as studs need to be removed for PE days.

Watches may be worn and are brought to school at the children's own risk.

# 'Stay and Play' for Children New to Great Hollands Primary School

You will be invited to a morning session to 'Stay and Play' with your child.

**Thursday 2<sup>nd</sup> September**  
**9.15am to 10.00am**  
**or**  
**10.30am to 11.15am**

- ✦ This is a chance for you and your child to see the school, meet their teachers and become familiar with GHPS. This will be outside, weather permitting, keeping social distancing.
- ✦ Please come to Silver Hall door where you will be escorted through to EYFS. If it is raining, we will spread out inside.

# 'Come and Play' for All Children Starting at GHPS this September

Your child will be invited to a morning or an afternoon session to 'Come and Play' for about an hour.

**Friday 3<sup>rd</sup> September 9.15am – 10.15am and 1.45pm – 2.45pm**

- ✦ This is a chance for your child to see their teacher and play inside and outside in a relaxed way as part of transition in a small group.
- ✦ While your child is with their teacher, we will hold a parent meeting in Silver Hall. We will go through all the important bits with you and answer any questions you may have. Once we have finished, we can join the children again.

# Dropping off and Collecting for 'Come and Play'

- ✦ For bringing to the morning sessions and for collecting from afternoon sessions, please use the playground entrance to bring your child to EYFS and collect from EYFS. Please line up, keeping social distancing.
- ✦ For collecting from morning sessions and bringing to afternoon sessions, please come to the Silver Hall doors.

# First Day at School

## Monday 6<sup>th</sup> September 2021

We are unsure what the guidance will be in September however, we will update you beforehand.

This is the first day your child will wear their new school uniform.

- ✦ Please arrive on time (8.50am)
- ✦ Please line up, keeping social distancing
- ✦ Your child will be called forward to hang their coat/bag up
- ✦ If they are a little wobbly, there is plenty of room by the side for you to wait with them until they are ready
- ✦ Once your child is inside, please leave cheerfully
- ✦ Please don't linger about looking through windows (first day tears are nothing to worry about!)



**First and Second Day at School  
Monday 6<sup>th</sup> and Tuesday 7<sup>th</sup> September 2021**

**Monday 6<sup>th</sup> September 2021**

**Collect at 12.00pm – come to Silver Hall door**

**Tuesday 7<sup>th</sup> September 2021**

**Collect at 1.00pm (after lunch) – come to Silver Hall door**

# After the First Day at School

- ✦ Arrive on time – by 8.50am
- ✦ Always escort them to the teacher at the door
- ✦ Help them to become independent in hanging coats, finding names and then putting diary, reading folder and book bag in correct baskets
- ✦ Order lunches at home (if system allows)
- ✦ Please collect on time and inform us if someone different is collecting (3.15pm from EYFS doors)

# Forms to Complete

**Please complete the following forms before our  
'Come and Play' session**

- ✦ School Registration Form
- ✦ Ethnicity and Languages Form
- ✦ Pupil Premium Form
- ✦ Data Form

# Further Information

If safety regulations permit it, we are planning to hold small, socially distanced parents meetings on Friday when you collect or drop off your child. We will explain about ParentPay, ordering lunches and RWI. This will also be a chance for you to ask questions you may have.


**Friday 3<sup>rd</sup> September**

**Morning Session  
9.15am to 10.15am**

**Afternoon Session  
1.45pm to 2.45pm**



# BETTER TOGETHER



HOME-SCHOOL PARTNERSHIP

# Home-School Communication

- ✦ Member of EYFS Staff at the door
- ✦ Child's Home-School Diary
- ✦ Notes handed to staff
- ✦ Face to face catch up meetings after school
- ✦ Phone school office – 01344 424911
- ✦ Text message service
- ✦ Online school – check emails and website

**Please ensure the school has your up to date contact details**

# Supporting your Child's Learning

- ✦ Talk to them about anything and everything
- ✦ Practise their RWI sounds daily (book and cards)
- ✦ Practise letter formation (use RWI verse)
- ✦ Use RWI website to support you
- ✦ Practise blending and reading words (green and red)
- ✦ When reading books - read every day and return to school (keep in plastic wallet)
- ✦ Share books with them - read and talk about it

# Working with Parents

- ✦ Weekly FS2 Newsletter
- ✦ Monthly School Newsletter
- ✦ 'Come and Join Us' sessions
- ✦ Parent Meetings
- ✦ Workshops (if guidance permits)
  - ✦ Phonics (RWI) - Autumn Term



# Family Learning at Great Hollands Primary School

We are hoping to be able to invite you to a series of Family Learning activities. The sessions are short and informal, giving you the chance to join your child in school and find out what they get up to during the day. They are run by members of BFC's Family Learning Team in partnership with staff.

More information on these events will be sent home nearer the time as it becomes available.

Please do try to come along - the children really benefit from these events.



Family Learning at Great Hollands Primary School



Dear Parents,

As part of our welcome to you and your child, we are delighted to offer you a series of practical, fun sessions to help you and your child settle in to school life.

You are warmly invited to join us in school to work with your child and find out more about their learning.

# Our PTA – FROGS Friends of Great Hollands School

Our PTA, the FROGS, are always keen to meet new parents. Joining the PTA is a fantastic way to get to know other parents and get involved with the school. Please visit their Facebook page for more information.

The screenshot shows the Facebook page for 'Frogs - Friends of Great Hollands School'. The profile picture is a green frog wearing a graduation cap. The cover photo features the text 'Help Us Help Your School' in a blue, bubbly font. Below the cover photo are buttons for 'Like', 'Share', 'Suggest Edits', and 'Call Now', along with a 'Send Message' button. The page has a navigation menu on the left with options: Home, About, Photos, Events, Posts, Community, and a 'Create a Page' button. The main content area shows a post titled 'Spectacular Summer Fair' for Saturday 13th July, 1pm-4pm, with raffles and a cake sale. To the right, the 'Community' section shows 237 likes and 241 followers. The 'About' section includes a 'Page Transparency' link and a note that the page was created on 17 March 2014.

**We hope you have found these slides helpful,  
please contact us if you need further information**

Tel: 01344 424911

Email: [ghpsoffice@maidenerleghtrust.org](mailto:ghpsoffice@maidenerleghtrust.org)

### **Dates to Remember:**

- ✦ Stay and Play – new to GHPS **Thursday 2<sup>nd</sup> September**
- ✦ Come and Play – all **Friday 3<sup>rd</sup> September**
- ✦ Parents Information Meeting - **Friday 3<sup>rd</sup> September**
- ✦ First Day of School – **Monday 6<sup>th</sup> September**

We look forward to working with you!

*Nicky York  
Deputy Headteacher/EYFS Phase Leader*



# Great Hollands Primary School

Thinking and Learning Together

