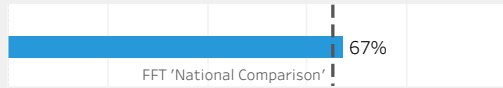


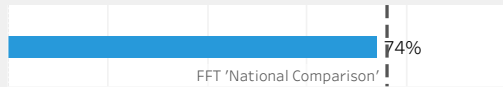
Great Hollands Primary School (8672001)

Number of Pupils	58
Pupils with reading & maths scaled scores	47
Pupils with FSP prior attainment	58

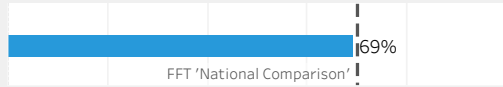
% Expected standard + RWM



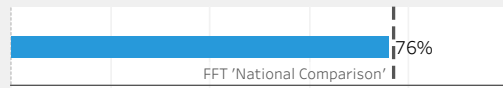
% Expected standard + Reading



% Expected standard + Writing



% Expected standard + Maths



	School Attainment	FFT 'National Comparison'	School Value Added
% Expected standard + RWM (TA)	67%	66%	+19%
% Higher standard RWM (TA)	3%	11%	-1%
Scaled Score Re/Ma (test)	102.5	103	+3.2
% Expected standard + Reading (TA)	74%	76%	+13%
% Higher standard Reading (TA)	24%	25%	+12%
Scaled Score Reading (test)	102.1	103	+3.4
% Expected standard + Writing (TA)	69%	70%	+16%
% Higher standard Writing (TA)	3%	15%	-3%
% Expected standard + Maths (TA)	76%	77%	+13%
% Higher standard Maths (TA)	21%	22%	+10%
Scaled Score Maths (test)	103.0	104	+3.1

Value added progress for pupil groups (only includes pupils with FSP prior attainment and scaled scores)

	Pupils	Reading & Maths Scaled Score	Reading & Maths Value Added	Reading Scaled Score	Reading Value Added	Maths Scaled Score	Maths Value Added
All Pupils	58	102.5	● +3.2	102.1	● +3.4	103.0	● +3.1
Female	29	104.5	● +3.8	104.1	● +3.2	104.9	● +4.3
Male	29	100.6	● +2.7	100.1	● +3.5	101.1	+1.8
Higher attainer	9	110.0	● +3.3	109.7	● +3.0	110.3	● +3.6
Middle attainer	17	108.8	● +5.6	108.6	● +5.5	108.9	● +5.6
Lower attainer	32	97.1	+2.0	96.5	● +2.4	97.8	+1.6
Not FSM6	41	102.7	● +3.1	102.3	● +3.3	103.1	● +2.9
FSM6	17	102.1	● +3.6	101.5	● +3.7	102.6	● +3.6
Not SEN	44	103.9	● +3.7	103.3	● +3.6	104.5	● +3.8
SEN	14	98.4	+1.9	98.4	● +2.8	98.4	+0.9
Autumn Term	20	105.1	● +4.3	104.6	● +4.5	105.6	● +4.1
Spring Term	17	104.4	● +4.1	105.1	● +5.6	103.8	● +2.5
Summer Term	21	98.6	+1.5	97.3	+0.5	99.9	● +2.5

Value added scatterplot: Reading Female (orange) | Male (blue)

Value Added Scatterplot: Maths Female (orange) | Male (blue)

