

Welcome to Year 1 and 2



Year 1 Team

- ◉ Mrs Fifield
- ◉ Miss Hawkins
- ◉ Mrs Lindsey
- ◉ Mrs Malczweska
- ◉ Miss Harrison

Year 2 Team

- ◉ Miss Estcourt
- ◉ Mrs Andrew
- ◉ Mrs Wheeler
- ◉ Mrs Sparshott

Being Prepared

- ◉ Named school uniform
- ◉ Named Book bags
- ◉ Named PE Kit
- ◉ Home school diary
- ◉ Home learning books on a Thursday
- ◉ Named lunch box.
- ◉ Named water bottles and lunch time drinks.

P.E Kit

- Your child will need the following kit for PE lessons :
- · Named plain dark shorts, preferably blue or black
- · Named plain white or blue t-shirt
- · Trainers
- · Optional - jogging bottoms for outdoor games e.g. cross country.
- **Your child will need a P.E. Kit from Monday to Friday.**

Lunch

- ◉ Free School Dinners for Y1 and 2
- ◉ Please order lunches at home with your child

- ◉ Packed Lunch

Snack

- ◉ Fruit
- ◉ Named Water bottles

Home Learning













- Y2 Spelling home learning will be given out on a Friday and needs to be given in on a Thursday.
- Year 2 will be tested on these spellings on a Friday
- Y1 Spelling home learning is linked to RWI and will be weekly depending on the group.
- Maths home learning will be set on mathematics each week.
- Reading
- Topic
- Bug club
- Mathematics

Reading

- ◉ RWI reading books
- ◉ Y2 Reading books
- ◉ Read 10 times at home to earn a star award and 5 house points
- ◉ Library books

Handwriting

Rhymes for letter formation - taken from Read Write Inc.

<p>a</p>  <p>Around the apple and down the leaf.</p>	<p>b</p>  <p>Down the laces to the heel and around the toe.</p>	<p>c</p>  <p>Curl around the caterpillar.</p>	<p>d</p>  <p>Around the dinosaur's bottom, up his tall neck & down to his toes.</p>	<p>e</p>  <p>Lift off the top and scoop out the egg.</p>	<p>f</p>  <p>Down the stem and draw the leaves.</p>
<p>g</p>  <p>Around the girl's face, down her hair and give her a curl.</p>	<p>h</p>  <p>Down the head, to his hooves and over his back.</p>	<p>i</p>  <p>Down the body and dot for the head.</p>	<p>j</p>  <p>Down his body, curl, dot for his head.</p>	<p>k</p>  <p>Down the kangaroo's body tail and leg.</p>	<p>l</p>  <p>Down the long leg.</p>

Behaviour for Learning

- At Great Hollands Primary School, we have a consistent whole school approach to behaviour for learning.
- We expect all children to display good behaviour for learning and be ready to learn in order to maximise their progress. Each class has a behaviour for learning display.
- All children start the day on green on the behaviour chart and get to move up if they show particularly good behaviour for learning. If a child is not showing good behaviour for learning they are moved to the reflection zone where they reflect on what they need to do to move back to green.

Behaviour for Learning

- Children on gold at the end of the day receive a “**GREAT B4L**” certificate to take home.
- **Expectations for good behaviour for learning for each year group are on the year group newsletter.**

Curriculum and Assessments

- Throughout the year your child's progress will be tracked and assessed by their teacher.
- SATs assessments in Year 2 will take place in May
- Y1 Phonic Screening will take place in June.

Morning Drop Off

Morning drop off ...

Please help us make morning drop off short and simple.



Doors open at 8:40am and close at 8:50am.

Only children may enter the school building – please allow your child to come in on their own.

ONLY CHILDREN



Teachers are now running 'Morning Maths' in Years 1-6 in this time slot so if you have a message **please hand in a note** as teachers need to focus on the children in the classroom and not be held up with conversations at the door.

Teachers are very happy to discuss matters with you at the end of the day once the whole class has been dismissed.

A Learning Partnership

- ◉ Learning at home is a vital part of your child's education
- ◉ If you have any questions or concerns the first person to contact should be your child's class teacher
- ◉ Questions
- ◉ **Thank you**