



4 January 2021

## Remote Learning

Dear Parents/Carers,

Following the decision to move learning online from Tuesday 5 January 2021, I am writing to clarify and explain the online learning arrangements for your child.

The phase will be teaching the same curriculum or similar that we would have delivered in school remotely; however, we might need to make some adaptations due to resources e.g. science investigations might be adapted due to equipment available at home.

All work will be accessed through your child's Google Classroom login. Details can be found in the letter that was sent. If your child does not have a Google Classroom login or you have trouble logging on then please let the school office know, as we are here to help with any way we can with getting you online.

The remote learning during the day will consist of a mixture of live teaching, recorded teaching, video clips, work to be done independently and there will also be printed packs available if needed.

Work will be uploaded daily for pupils to access.

Every morning and afternoon a register will be taken by your child's class teacher and then they will follow the following timetable below:

Time	Lesson
8.45	Registration
9.00 – 10.00	Maths
10.00 – 10.15	BREAK
10.15 – 11.15	Spelling, Grammar and Reading (x20 minutes per session)
11.15 – 11.30	BREAK
11.30 – 12.15	English
12.15 – 13.15	LUNCH
13.15	Registration
13.30 – 14.45	Foundation subject (PE, Science or Computing)
14.45 – 15.00	End of day reflection

There will be two afternoon PE lessons per week. Details of these will be uploaded to Google Classroom later in the week.

We understand as a school that your child might not be able to access the learning at a particular time. All learning resources will be downloaded onto Google Classroom so your child can access the learning at a later time if needed. Feel free to adjust the timetable to suit your needs and circumstances.




## Accessing live lessons and registration

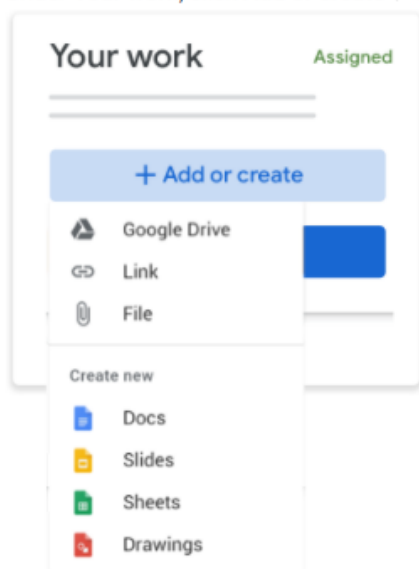
For registration and live lessons, please click on the Meet Link in your class header. This will take you directly to the live video.

## How to submit a piece of work on Google Classroom

### Turn in an assignment

You can attach one or more files to your work. You can also open new files in Google Docs, Slides, Sheets, and Drawings, work in them, and then attach them to your assignment. However, you can't attach a file that you don't own.

1. Go to [classroom.google.com](https://classroom.google.com) .
2. Click the class > **Classwork**.
3. Click the assignment > **View assignment**.
4. To attach an item:
  - a. Under **Your work**, click **Add or create** > select Google Drive , Link , or File .



Further support and guidance on how to use Google Classroom can be found online. The school is happy to help and offer any support required.

Thank you so much for all of your support during these challenging times. Should you have any concerns, please contact the school office.

Kind regards

**Mrs C Ajewole**  
**Year 5/6 Phase Leader**