










Topic Home Learning Year 1&2 Spring 1

Dear Parents/Carers

Each half term we will be setting topic home learning activities. Below is a selection of activities that the children can select from. They can choose one or more to complete and record in their home learning book. Please complete by Friday 4 February. A copy of this grid will be in their home learning book.

Topic: Why was a castle built here?	
<p>Design a shield or a crown fit for a king or queen. Make a model of your crown. Don't forget to decorate it so that it is fit for a king or queen!</p> <div style="display: flex; justify-content: space-around;">   </div>	<p>Choose a king or queen of Britain and do some research about them. Some of them are very interesting:</p> <ul style="list-style-type: none"> ◆ Did you know that King Henry VIII had six wives? ◆ Did you know Queen Victoria was only 18 years old when she became queen? ◆ Did you know Queen Elizabeth I was the first woman to be queen of England? <div style="display: flex; justify-content: space-around;">    </div>
<p>Paint or make a model of Windsor Castle. Using junk modelling materials to make a castle. Cereal boxes and kitchen roll tubes make very good castles and turrets. Can you add battlements, a drawbridge or even a moat?</p> 	<p>Fact poster about Windsor Castle Research Windsor Castle and find out a few facts about it. Think about what facts people would like to know and what pictures they would like to see. Can you label all the different features of the castle?</p> 

Thank you for your support

Miss Estcourt
KS1 Phase Lead